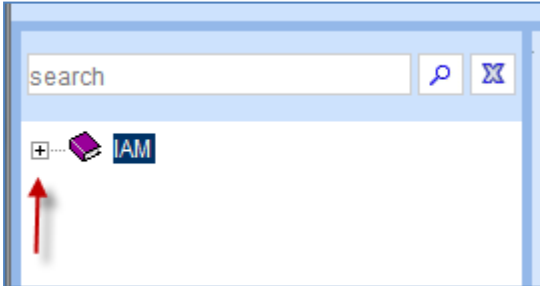
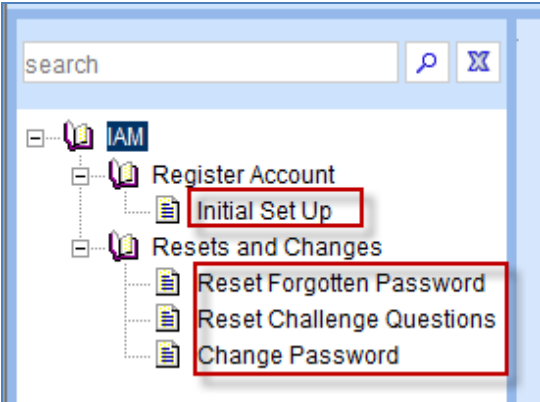
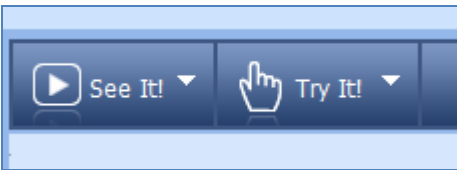


Using the UPK Player

<p>1.</p>	<p>Click on plus sign '+' to open Module</p> 
<p>2.</p>	<p>Click on the topics below, outlined in red boxes, to open training material. There are four topics listed below.</p> 
<p>3.</p>	<p>After clicking on a topic, the following Playback Modes will display:</p> <ul style="list-style-type: none"> • See It –a simulated demonstration of the training material • Try It –student is able to interact with the training material  <p>Click on a Playback Mode to select method of viewing UPK topic.</p>



4.	<p>Viewing in See It Mode: the screens will advance automatically. Each text box has an option to Pause/Resume. Under the Actions hyperlink, the following options are available: <i>Resume, Preferences, Help, and Close Topic.</i></p> <p>Viewing in Try It Mode: Click 'Start' to advance the training material. Under the Actions hyperlink, the following options are available: <i>Next Step, Previous Step, Restart Playback, Preferences, Help, and Close Topic</i></p>
5.	At the completion of the topic, Click 'X' to close the topic.